

23. PROFESSIONAL ACTIVITIES

Professional activities deal with engineers, with medical professions (dentists, pharmacists, nurses and physiotherapists), with law professions (judges) and with arts professions (photographers and artists).

The professional activities by sector and by sex are displayed in the following table for 2010 .

Table 23.1 – Professional activities by sector and by sex in 2009

Profession	Total number	Females. %	Males. %
Engineers (Registered)	2,330	20.8	79.2
<i>Medical professions</i>			
Dentists (Registered)	4,912	25.2	74.9
Nurses (Registered)	6,599	81.8	18.2
Physiotherapists	1,479		
<i>Law professions</i>			
Judges	589	40.9	59.1
<i>Artistic professions</i>			
Photographers	84	0.0	100.0
Artists	617	25.9	74.1

Table made by CAS based on the orders and syndicates data (2007/2009)

Engineers

There are 2,330 engineers registered in 2010 at the Orders of Architects and Engineers in Beirut and in Tripoli. These engineers are distributed as follows:

- Peak month: March (24.0% of total registered engineers).
- Order of Beirut: 79.0% of total registered engineers.
- Order of Tripoli: 21.0% of total registered engineers.
- Females: 20.8% of total registered engineers.

Engineers registered at the Order of Tripoli

There are 490 engineers registered in 2010 at the Order of Tripoli. These engineers are distributed as follows:

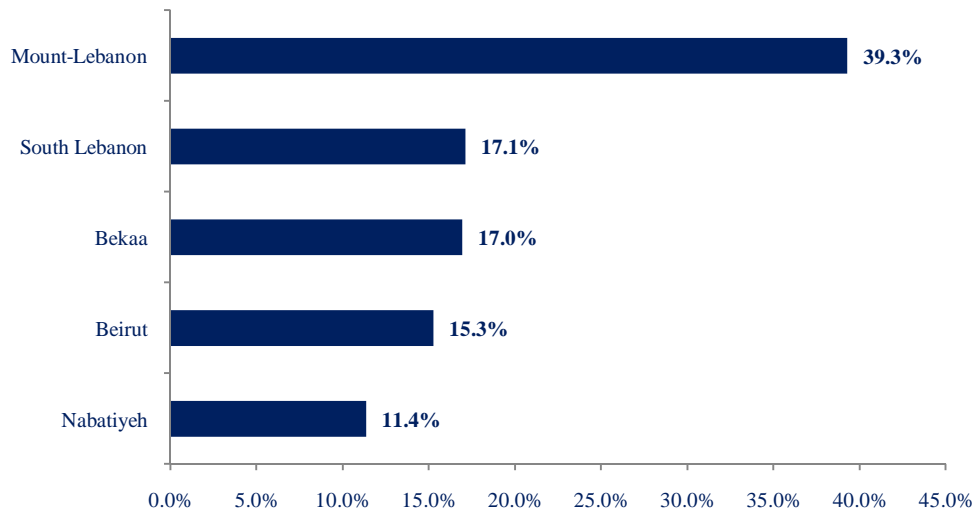
- Peak month: March (31.8% of total engineers registered at the Order of Tripoli).
- Peak major: Electrical engineer (39.2% of total engineers registered at the Order of Tripoli).
- Females: 21.6% of total engineers registered at the Order of Tripoli.

Engineers registered at the Order of Beirut

There are 1,840 engineers registered in 2010 at the Order of Beirut. These engineers have the following characteristics:

- Peak month: March (22.0% of total engineers registered at the Order of Beirut).
- Peak Mohafazat: Mount-Lebanon (39.3% of total engineers registered at the Order of Beirut).
- Females: 20.5% of total engineers registered at the Order of Beirut.

Graph 23.1 – Engineers registered at the Order of Beirut. % in 2010



Graph made by CAS based on the Order of Engineers of Beirut (2010)

There are 1,667 engineers registered at the Order of Beirut between 01/03/2009 and 28/02/2010. The peak major is computer engineering (30.1% of the engineers registered at the Order of Beirut by major).

Table 23.2 – Engineers registered at the Order of Beirut by major 01/03/2009 and 28/02/2010

University nationality	Total	% out of total	Peak university. % university nationality	Peak major. %
National	1,437	86.2	Lebanese University (27.1)	Computer (31.9)
Foreign universities	230	13.8	USA (22.6)	Computer (18.7)
Total universities	1,667	100.0		Computer (30.1)

Table made by CAS based on the Order of Architects and Engineers of Beirut data (01/03/2009-28/02/2010)

Medical professions - Dentists

In 2010, there are 4,912 registered dentists of whom:

- Practicing: 85.6% of registered dentists.
- Females: 29.14% of registered dentists.
- Peak Mohafazat: Mount-Lebanon (52.2% of registered dentists).

Table 23.3 – Practicing dentists in 2010

Mohafazat	Practicing. Number	Practicing. %	Peak Caza. Number	Peak Caza. % out of Mohafazat
Mount-Lebanon	2,279	54.2%	Metn (884)	Metn (38.8)
Beirut	1,017	24.2%		
South- Lebanon	401	9.5%	Saida (193)	Saida (48.1)
Bekaa	377	9.0%	Zahleh (182)	Zahleh (48.3)
Nabatiyeh	99	2.4%		
North-Lebanon	31	0.7%	Tripoli (7)	Tripoli (22.6)
No permanent address	2	0.0%		
Total	4,206	100.0%		

Table made by CAS based on the Order of Dentists data (2010)

Medical professions - Nurses

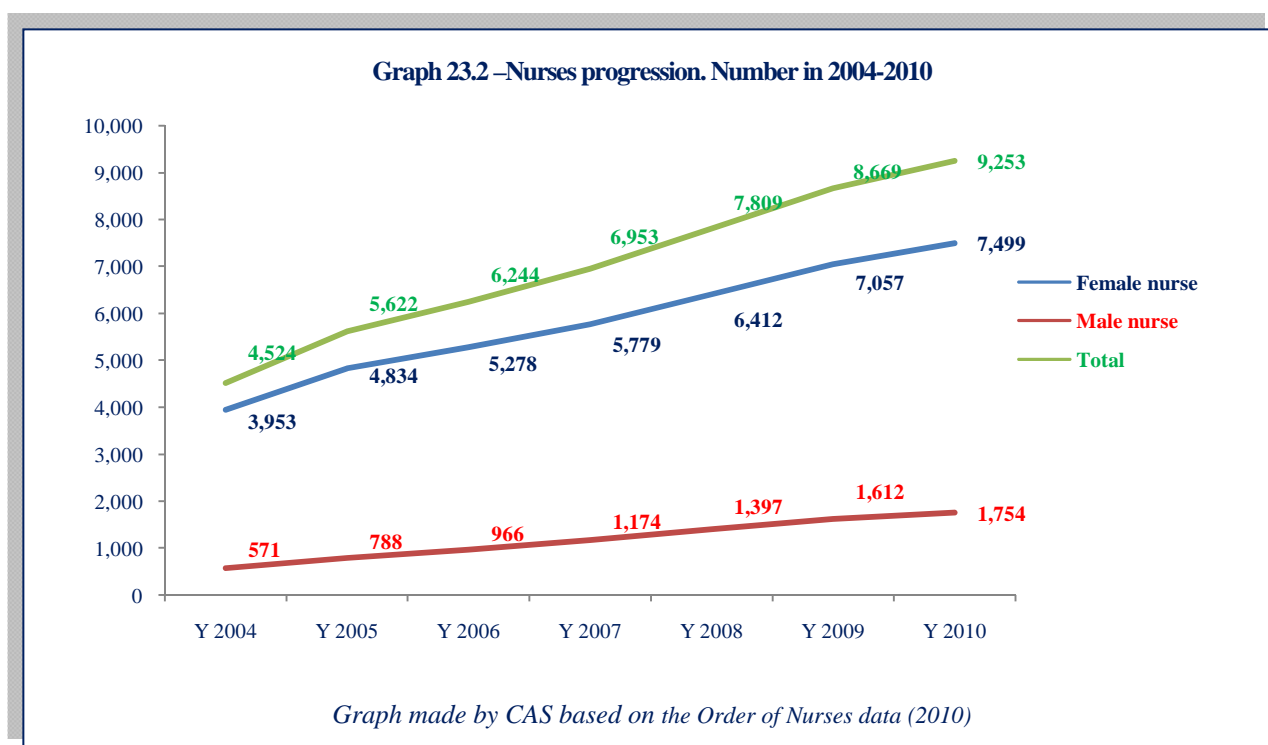
In 2010, there are registered 6,599 nurses by work place of whom:

- Females: 81.8% of nurses.
- Peak Mohafazat: Beirut (37.4% of nurses).
- Increase in number of nurses (2004-2010): 4,524 in 2004 with an increase of 149.0% to reach 11,263 nurses in 2010.
 - Females: 3,953 in 2004 with an increase of 89.7% to reach 7,499 female nurses in 2010.
 - Males: 571 in 2004 with an increase of 207.2% to reach 1,754 male nurses in 2010.

Table 23.4 – Registered nurses by work place and by sex in 2010

Sex	Number	%	Peak Mohafazat. %
Females	5,400	81.8	Beirut (36.7)
Males	1,199	17.2	Beirut (40.5)
Total	6,599	100.0	

Table made by CAS based on the Order of Nurses data (2010)



Medical professions - Physiotherapists

In 2010, there are 1,382 physiotherapists:

- Peak Mohafazat: Mount-Lebanon (50.1% of physiotherapists).

Law professions - Judges

In 2010, there are 589 judges:

- Females: 221 judges (40.9% of judges).

Table 23.4 – Judges by type and sex in 2010

Type	Number	% out of total	Females. % out of type number
Judge	487	82.7	39.8
Administrative judge	53	9.0	39.6
Judge for the Institute of Judicial Studies	49	8.3	53.1
Total	555	100.0	40.9

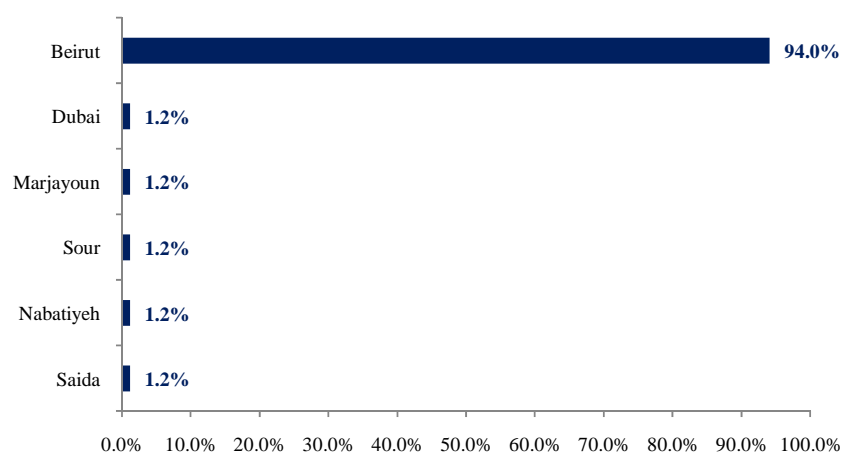
Table made by CAS based on the Order of Ministry of Justice data (2010)

Arts professions - Photographers

In 2010, there are 84 photographers of whom:

- Females: 0.0% of total photographers.
- Stills: 96.4% of total photographers.
- Stills-Video: 3.6% of total photographers.
- Peak region: Beirut (94.0% of total photographers).

Graph 23.9 – Photographers by region. % in 2010



Graph made by CAS based on the Order of Order of Press Photographers in Lebanon data (2010)

Arts professions - Artists

In 2010, there are 617 artists of whom:

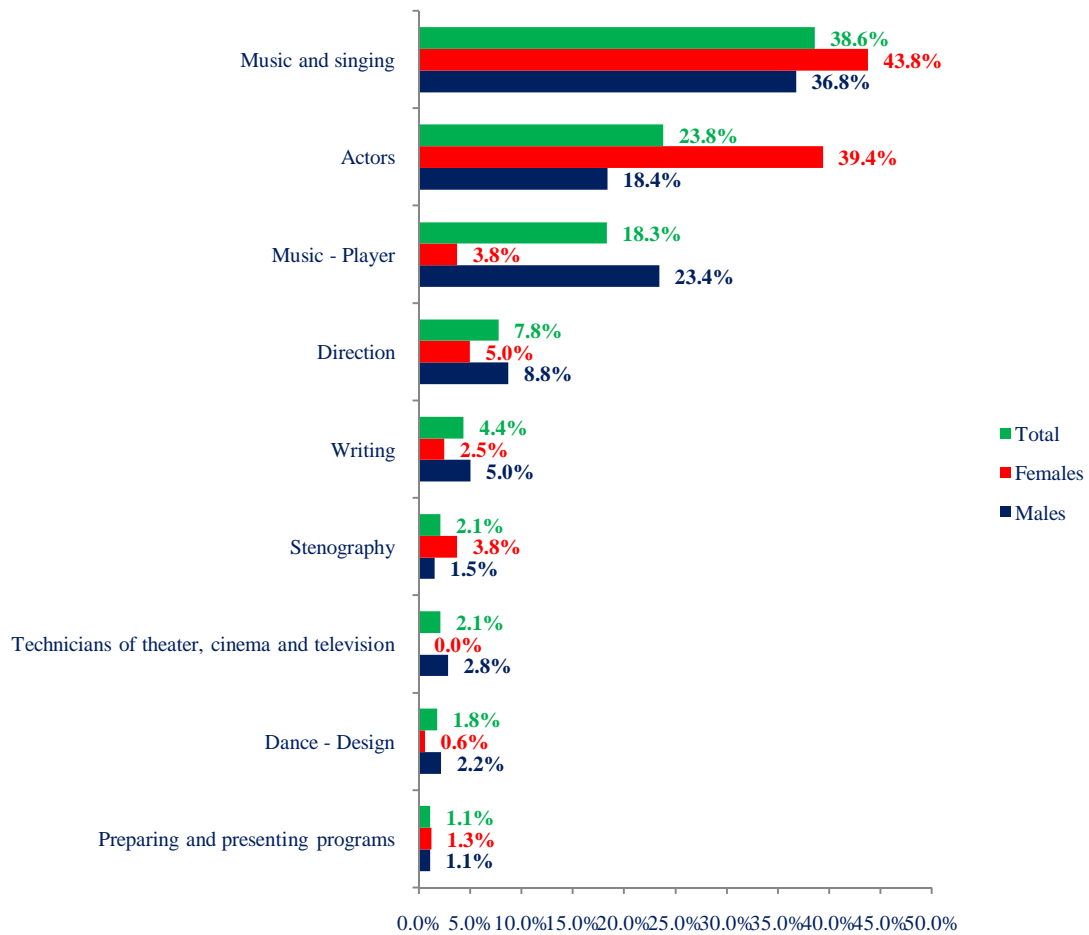
- Females: 25.9% of total artists.
- Peak sector: Music and singing (38.6% of total artists).

Table 23.5 – Artists by sector and sex in 2010

Sector	Males	Females	Total
Preparing and presenting programs			
Stenography			
Dance			
Technicians of theater, cinema and television			
Writing			
Direction			
Actors			
Music and singing			
Music			
Total	100.0%	100.0%	100.0%

Table made by CAS based on the Order of Order of Artists in Lebanon data (2009)

Graph 23.10 – Artists by sector and by sex. % in 2010



Graph made by CAS based on the Order of Order of Order of Artists in Lebanon data (2010)