

22. CIVIL SERVANTS' FUND

Civil Servants' Fund deals with existing and new members and beneficiaries by degree of parenthood and by branches. It details also all types of contributions (education, marriage, birth, death and health).

Existing members and beneficiaries

In 2010, 38 governmental bodies (ministry, directorate, administration, municipality, etc.) are affiliated to the Civil Servants' Fund:

- All beneficiaries: 294,651 people:
 - Existing members: 78,391 civil servants (26.6% of all beneficiaries).
 - Family beneficiaries: 216,260 people (73.4% of all beneficiaries):
 - Husband / Wife / Son / Daughter: 85.5% of family beneficiaries.
 - Father / mother: 13.5% of family beneficiaries.
 - Brother / Sister: 1.0% of family beneficiaries.
- Peak ministry: Ministry of Education and of Higher Education:
 - All beneficiaries: 176,754 (60.0% of all beneficiaries).
 - Existing members: 44,678 civil servants (25.3% of all civil servants).
 - Family beneficiaries: 132,076 people (74.7% of all family beneficiaries).

New members and beneficiaries

In 2010, 23 governmental bodies (ministry, directorate, administration, municipality, etc.) recruiting new members are affiliated to the Civil Servants' Fund:

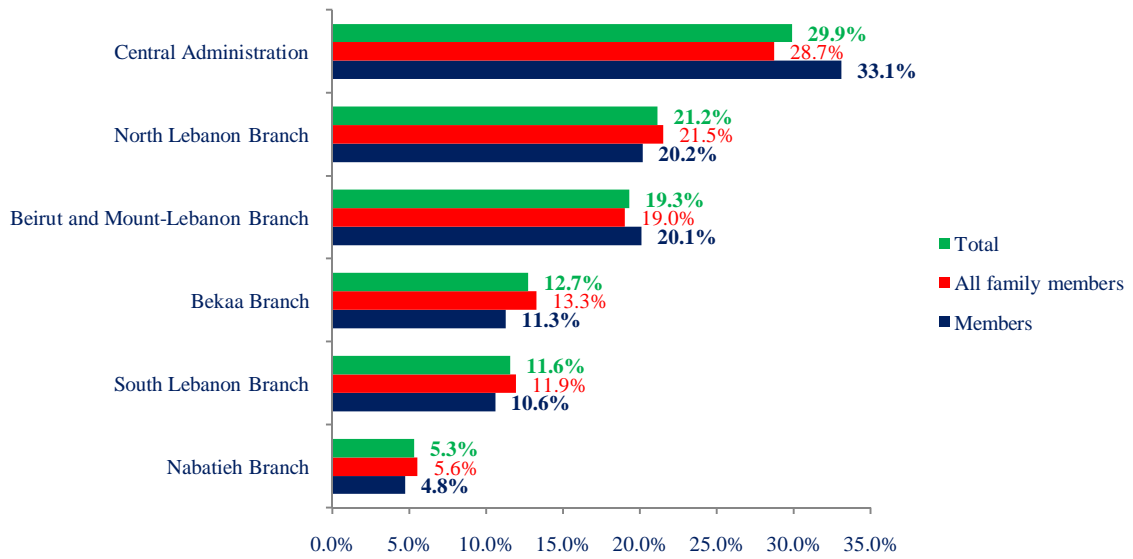
- All new beneficiaries: 6,147 people:
 - New members: 4,023 civil servants (65.4% of all new beneficiaries).
 - New family beneficiaries: 2,124 people (34.6% of all new beneficiaries):
 - Husband / Wife / Son / Daughter: 88.7% of new family beneficiaries.
 - Father / mother: 11.1% of new family beneficiaries.
 - Brother / Sister: 0.2% of new family beneficiaries.
- Peak ministry: Ministry of Education and of Higher Education:
 - All new beneficiaries: 4,829 (78.6% of all beneficiaries).
 - New members: 3,125 civil servants (64.7% of all civil servants).
 - Family beneficiaries: 1,704 people (35.3% of all family beneficiaries).

Central Administration and the branches: Members and beneficiaries

The branches of the Civil Servants' Fund are: the Central Administration, Beirut and Mount-Lebanon, North Lebanon, Bekaa, South-Lebanon, and Nabatiyeh. There are 294,651 total beneficiaries in 2010 affiliated to all these branches:

- Members: 26.6% of total beneficiaries.
- Beneficiaries: 73.4% of total beneficiaries.

Graph 22.3 – Civil Servants’ Fund: All branches affiliates. % in 2010



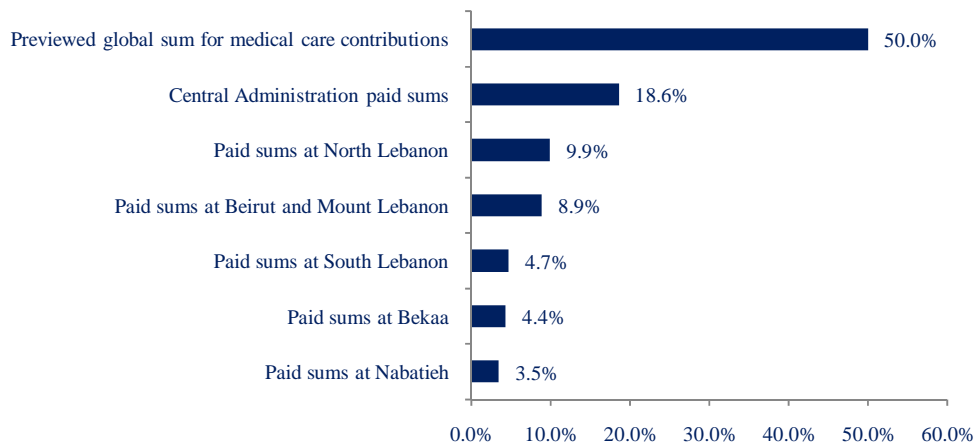
Graph made by CAS based on the Civil Servants' Fund data (2010)

Medical care contributions

Medical care contributions in 2010:

- Transactions: 93,813 transactions.
 - Peak: Central Administration (32.9% of all transactions).
- Paid transactions: 141,928,968,000 LBP.
 - Peaks:
 - Previewed global sum for medical care contributions (50.0% of total sum paid).
 - Central Administration (18.6% of total sum paid).
 - Average annual cost by beneficiary from medical care: 240,842 LBP.

Graph 22.4 – Medical care contributions. % in 2010

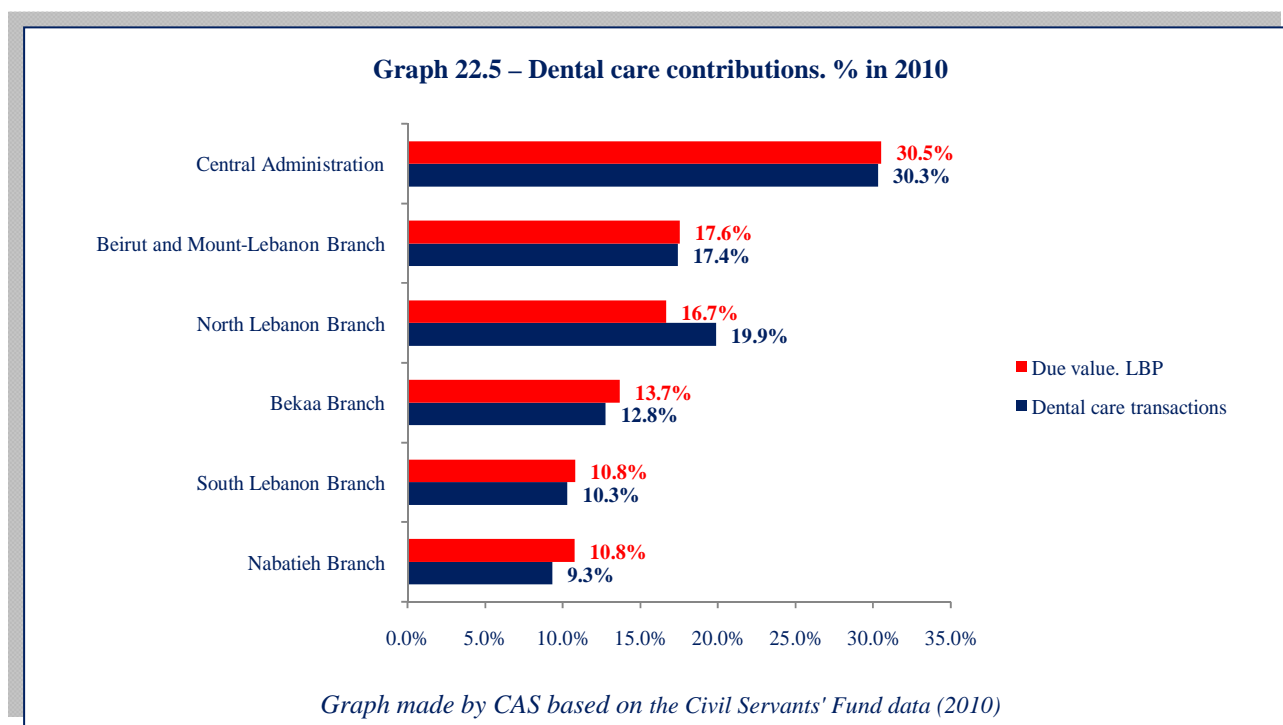


Graph made by CAS based on the Civil Servants' Fund data (2010)

Dental care contributions

Dental care contributions in 2010:

- Transactions: 11,764 transactions.
 - Peak: Central Administration (30.3% of total transactions).
- Due value: 5,792,152,000 LBP.
 - Peak: Central Administration (30.5% of total sum).
 - Average annual cost by beneficiary from dental care: 19,657 LBP.



Hospitalization

Hospitalization in 2010:

- Previewed sums: 67,819,479,000 LBP.
 - Peak: Central Administration (58.0% of total previewed sums).

As for hospitalization statistics, the following table displays them.

Table 22.1 – Hospitalization statistics in 2010

Branch	Total / average	Central Administration = Peak. %
Beneficiaries	294,651	29.9
Patients	38,228	46.0
Hospitalisation days	80,461	33.3
Due value. LBP	67,819,479,000	58.0
Daily cost. LBP	842,886	173.9
Cost by patient. LBP	1,774,079	126.1
Patients compared to beneficiaries. %	13.0	

Table made by CAS based on the Civil Servants' Fund data (2010)

Social contributions

Social contributions are of four types: education, marriage, birth, death. In 2010:

Total social contributions: 26,804745 contributions:

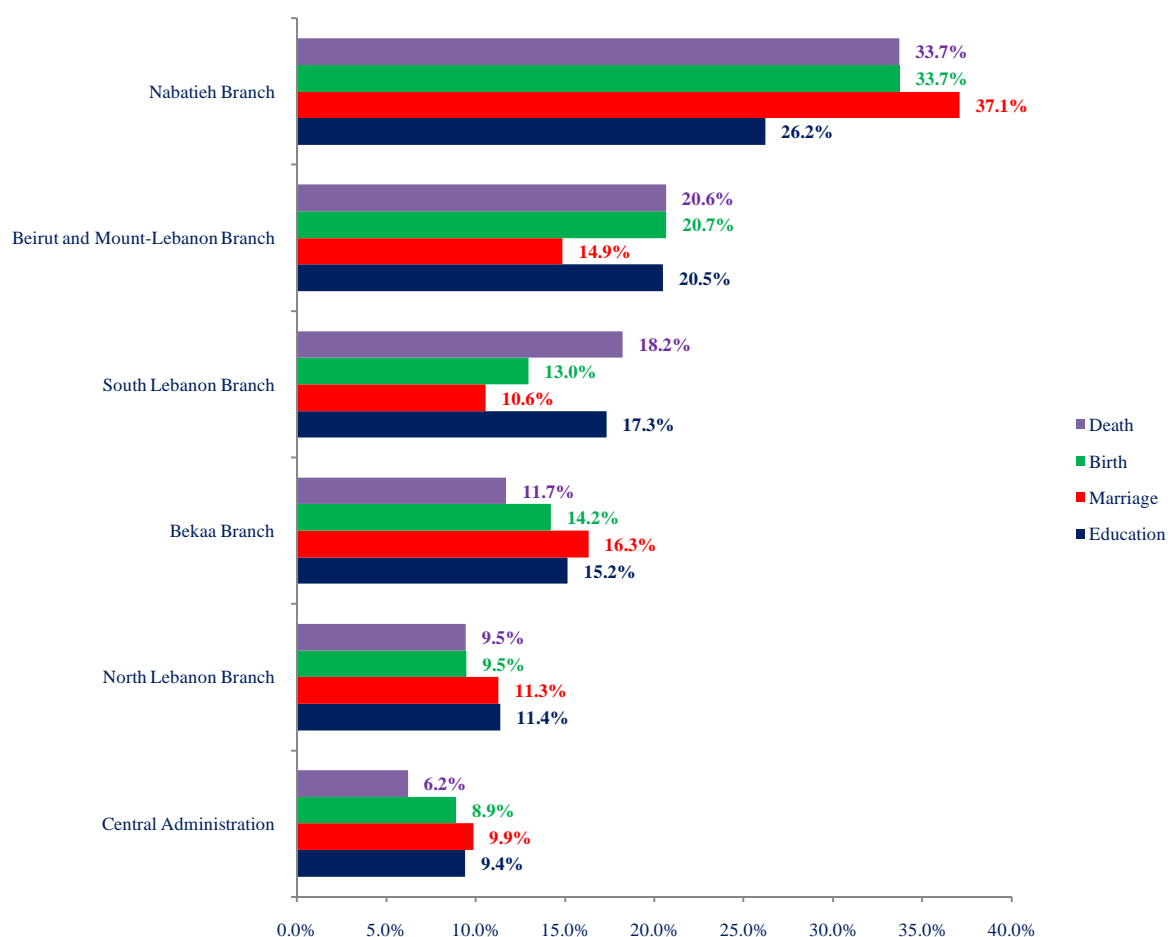
- Peak: Education (85.8% of total social contribution transactions).

Table 22.2 – Social contributions by type in 2010

Contribution type	Number	%	Paid value. LBP	%
Education	22,509	86.4	61,770,127,000	85.8
Marriage	423	1.6	966,460,000	1.3
Birth	1,551	6.0	902,014,000	1.3
Death	1,564	6.0	8,354,480,000	11.6
Total	26,047	100.0	71,993,081,000	100.0

Table made by CAS based on the Civil Servants' Fund data (2010)

Graph 22.6 – Social contribution transactions by branch and type. % in 2010



Graph made by CAS based on the Civil Servants' Fund data (2010)

Paid sums on contributions by type: 71,993,081,000 LBP:

- Peak social contributions by type: Education (85.8% of total sum paid).
- Peak social contributions by branch: Central Administration (33.7% of total sum paid).

Table 22.3 – Social contributions by branch in 2010

Branch	Education. %	Marriage	Birth	Death	Total. LBP
Nabatieh Branch	26.2%	37.1%	33.7%	33.7%	6,523,139,000
Beirut and Mount-Lebanon Branch	20.5%	14.9%	20.7%	20.6%	8,029,907,000
South Lebanon Branch	17.3%	10.6%	13.0%	18.2%	10,630,095,000
Bekaa Branch	15.2%	16.3%	14.2%	11.7%	12,443,244,000
North Lebanon Branch	11.4%	11.3%	9.5%	9.5%	14,707,833,000
Central Administration	9.4%	9.9%	8.9%	6.2%	19,658,863,000
Total. LBP	61,770,127,000	966,460,000	902,014,000	8,354,480,000	71,993,081,000
Contribution type. % of total	85.8	1.3	1.3	11.6	100.0

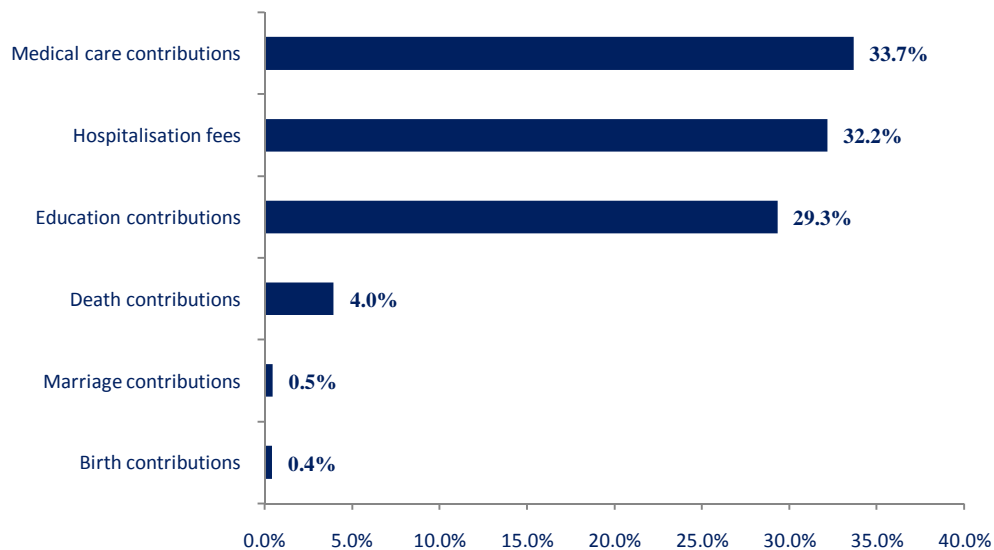
Table made by CAS based on the Civil Servants' Fund data (2009)

All contributions expenses

In 2010, all contribution expenses are equal to 210,777,044,000 LBP.

- Peaks:
 - Medical care contributions: 33.7% of total sum paid.
 - Central Administration: 27.3% of total sum paid.

Graph 22.7 – All contributions expenses. % in 2010



Graph made by CAS based on the Civil Servants' Fund data (2010)