

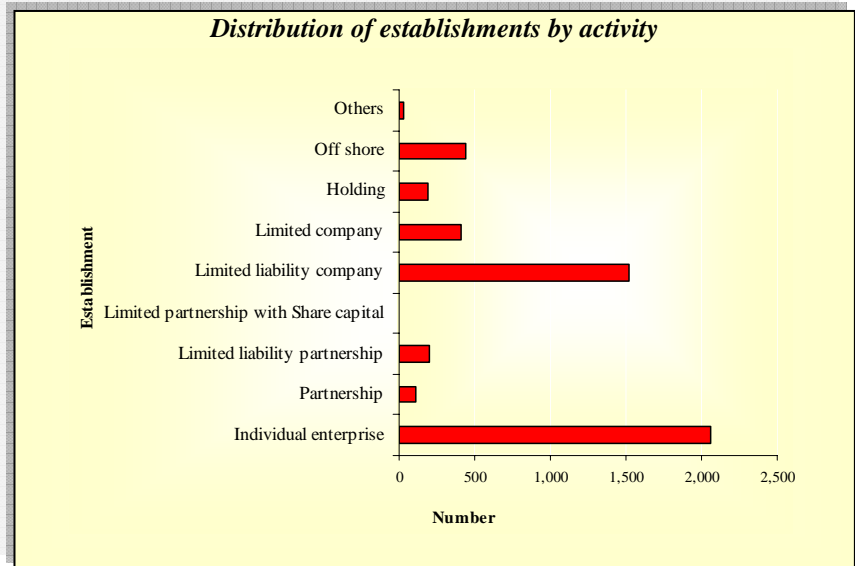
5. BUSINESS AND REAL-ESTATE REGISTERS AND ENTREPRENEURSHIP

Business Register

There were 4,960 registered establishments in all Lebanese Business Registers. The peak was registered in Mount-Lebanon Register and also in May (10.8%). While in other regional Business Registers, the statistics were as follows: Beirut (26.4%), North Lebanon (12.1%), South Lebanon (6.6%), Beqaa (5.7%) and Nabatieh (3.2%).

As for the distribution of establishments due to legal form, individual enterprise is the peak (41.5%) followed by Limited Liability Company (30.6%).

As for the distribution of establishments by activity, the peaks were registered as follows: other retail trades in a specialized store (17.2%), miscellaneous activities (17.1%), financial intermediation and insurance (13.7%) and trade and auto repair (9.1%).



Graph made by CAS based on Business Register (2007) data

Kafalat

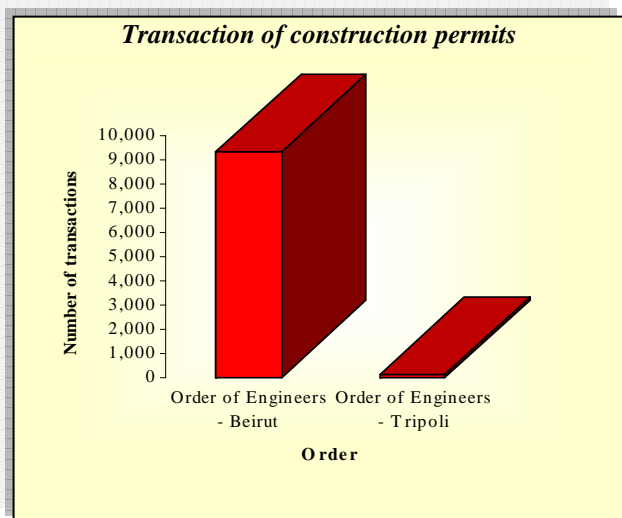
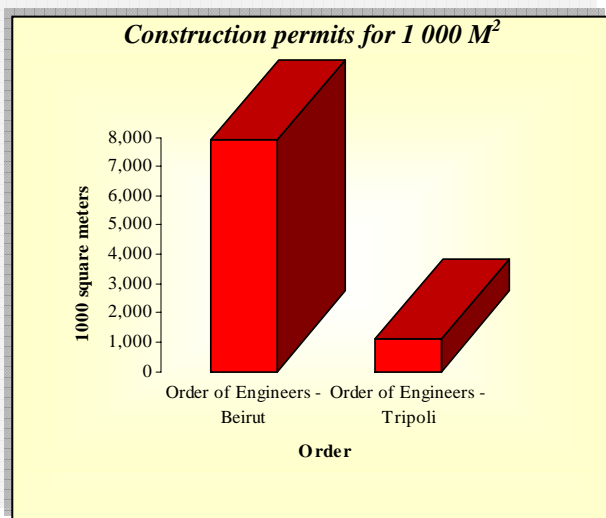
Kafalat offered 868 guarantees to entrepreneurs in 2007 distributed among three programs:

- Basic Program: 676 guarantees with Agriculture sector as a peak (46.6%).
- Plus Program: 187 guarantees with Industry sector as a peak (74.9%).
- Innovation Program: 5 guarantees with Specialized Techniques as a Peak (100%).

Construction permits

9,476 permits given by the Orders of Engineers of Beirut and Tripoli allowed the exploitation of 9,044,000 square meters in Lebanon in 2007. 98.5% of permits given by the Order of Engineers of Beirut allowed the exploitation of 87.6% of the exploited square meters in Lebanon.

As for the transactions in Lebanon, the peak was registered in Mount-Lebanon (55.1%) and also in October (9.6%). As for exploited areas in square meters, the peak was registered in Mount-Lebanon (48.1%) and also in December (12.1%).



Graphs made by CAS based on Orders of Engineers of Beirut and Tripoli (2007) data

Real-Estate Register

Total real-estate transactions were 227,084 in 2007 which peak was registered in Baabda Chouf Aley register (23.4%) and also in October (10.4%). Total transactions and contracts were 127,324 which peak was also registered in Baabda Chouf Aley Register (27.1%) and also in December (11.9%). As for total taxes they were equal to 403,362 million LBP which peak was registered in Beirut (38.5%) and also in November (15.4%).

As for the transactions, they were distributed among sales, donations and successions, mortgages, levied mortgages, levied seizures and levied seizures.

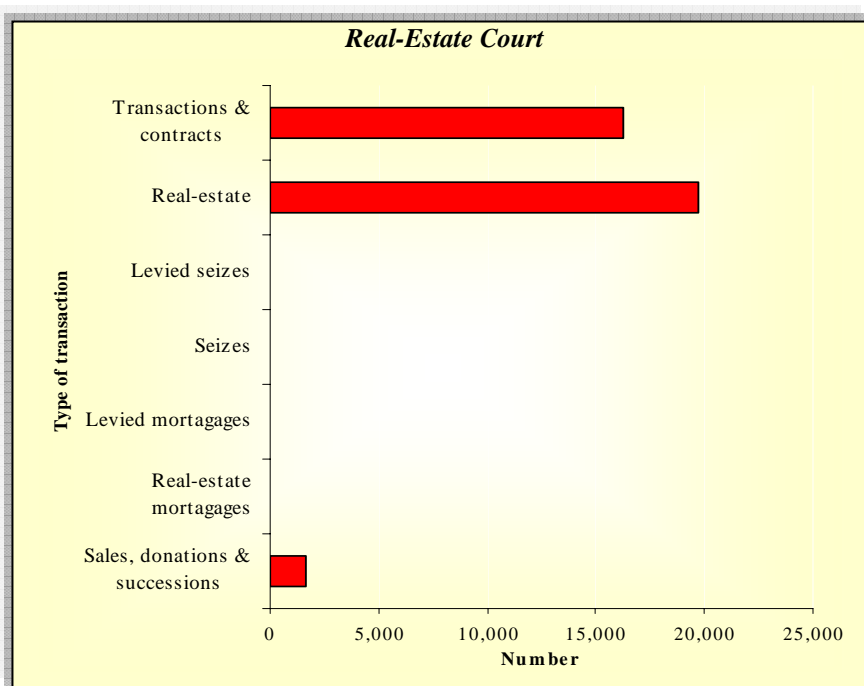
Business Register transactions number and values

Transaction	Number	Peak Register	Peak Month	Value (millions LBP)	Peak Register	Peak Month
Sales, donations and successions	77,090	Baabda	December	6,293,560	Beirut	October
		Aley Chouf	25.9%		13.2%	37.4%
Mortgages	9,473	Baabda	November	1,738,194	Baabda Aley Chouf	May
		Aley Chouf	28.9%		(11.1%)	22.1%
Levied mortgages	3,727	Matn	March	1,333,982	Beirut	February
Seizes	6,447	Baabda	March			
		Aley Chouf	20.8%			
Levied seizures	203	Bekaa	April and November			
			57.1%			

Table made by CAS based on Real-Estate Register (2007) data

Real-estate Court

Real-estate court has also transactions in number and in value. Its total transactions were equal to 37,773 which peak was registered for real-estate (52.1%) and also in February (22.6%). As for the value in million LBP, it was equal to 42,792 which peak was registered for sales, donations and successions (82.9%) and also in June (20.2%).



Graph made by CAS based on Business Register (2007) data

Data Sources:

- *Business Register (2007).*
- *Kafalat (2007).*
- *Orders of Engineers in Beirut (2007).*
- *Order of Engineers in Tripoli (2007).*
- *Real-Estate Register (2007).*