

14. PUBLIC INSURANCE

This chapter deals with the Social Security Fund (SSNF) and with the Civil Servants Fund (SCF).

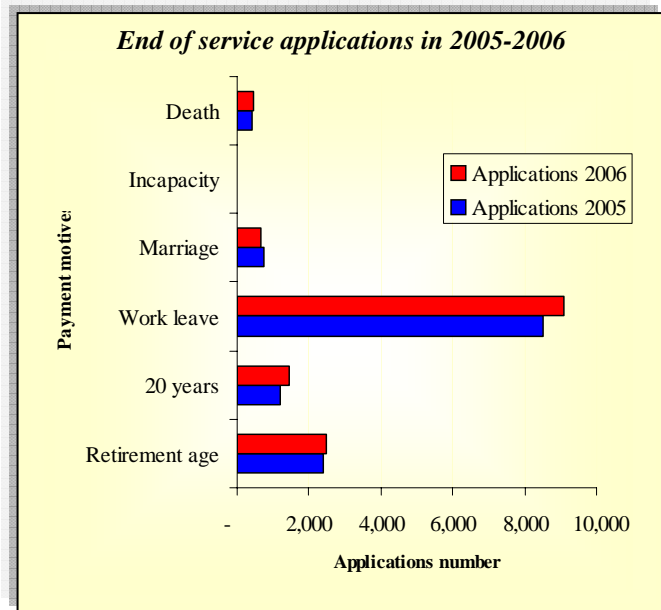
The Social Security National Fund

The paid social contributions increased by 30.9% between 2003 and 2006 to reach 897,351,000,000 LBP. Collected subscriptions increased by 18.4% between 2000 and 2005 to reach 13,232,768,685 LBP.

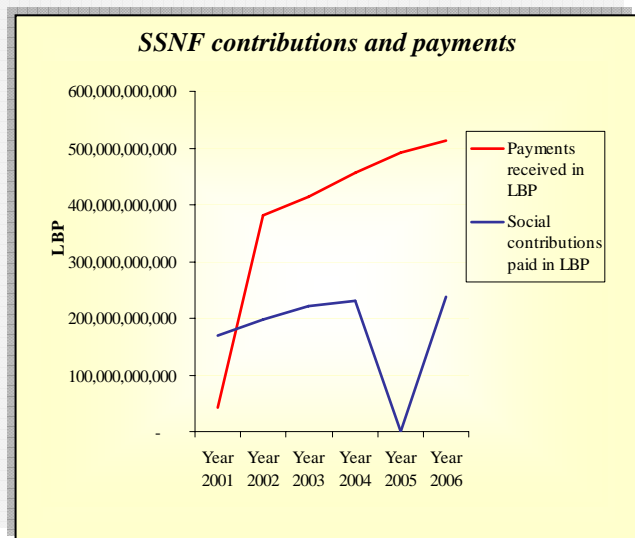
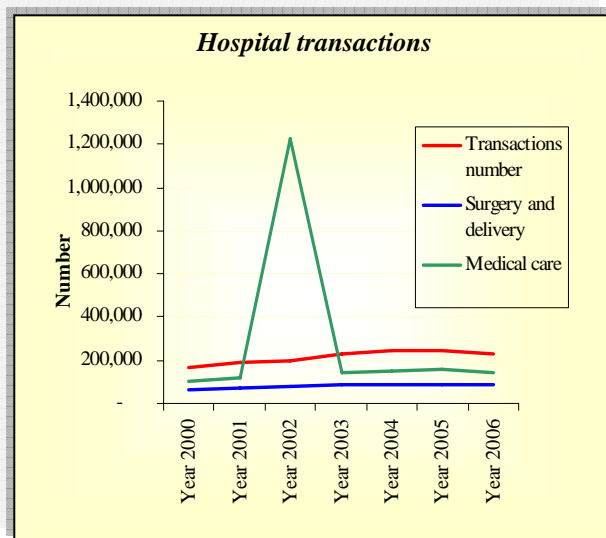
A change occurred between 2005 and 2006. Paid sums to employees working in private administrations increased of 29.8% to reach 4,979,497,000 LBP in 2006. End of service applications increased by 6.2% to reach 14,132 applications in 2006. The sums paid for work leave increased by 0.9% to reach 142,726,966,765 LBP in 2006.

Number of taxi drivers increased by 1.2% to reach 37,665 drivers in 2006. Number of newspapers salesmen decreased by 5.3% to reach 36 salesmen in 2006. Number of employees in maritime sector increased by 8.8%

to reach 123 employees in 2006. Number of mayors increased of 0.6% to reach 7,783 mayors in 2006. Number of doctors increased of 9.5% to reach 5,746 in 2006. Finally, the number of students increased of 5.0% to reach 46,994 in 2006.



Graph made by CAS based on SSNF (2005-2006) data



Graphs made by CAS based on SSNF (2005-2006) data

SSNF bureaus employees and transactions in 2005 and 2006

Item	2005	2006	% of Change 2006/2005
Employees in bureaus	852	834	(2.1)
Immediate transactions			
Received	2,098,892	1,950,445	(7.1)
Executed	1,165,901	1,977,163	(7.8)
Hospitals			
Received	344,489	260,584	(24.4)
Executed	242,586	272,525	12.2
Inquiries	48,553	43,525	(10.4)
Approvals	311,131	289,062	(7.1)

Table made by CAS based on based on SSNF (2005-2006) data

The Civil Servants Fund

The total number of Civil Servants was 71,888 in 2006 and 72,430 in 2007. 87.1% of these civil servants worked in 2007 and 56.4% worked in 2007 in the Ministry of Education and Higher Education. Thus, there was a decrease of 0.6%.

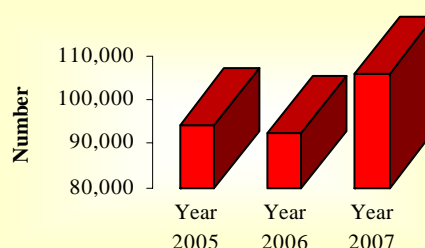
CSV members and beneficiaries in 2006 & 2007

Item	2006	2007	% of Change 2007/2006
Members	71,888	72,430	0.8
Husband / wife / son / daughter	155,776	164,887	5.8
Father / mother	23,962	25,386	5.9
Brother / sister	1,113	1,387	24.6

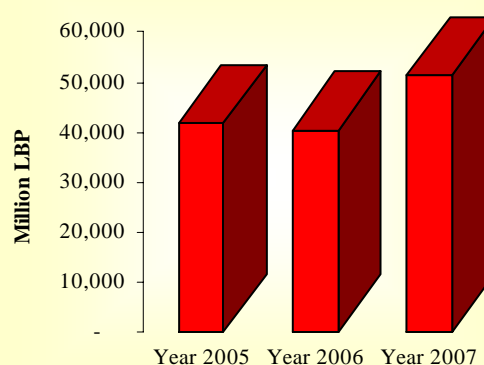
Table made by CAS based on based on CSF (2006-2007) data

The paid medical contributions care were 46,745,246,000 LBP in 2006 and 53,844,113,000 LBP in 2007. Thus the increase was 15.2%. The paid dental care contributions were 6,134,611,000 LBP in 2006 and 6,336,630,000 LBP in 2007. Thus the increase was 3.3%.

Number of medical care contributions



Previewed hospitalisation contributions



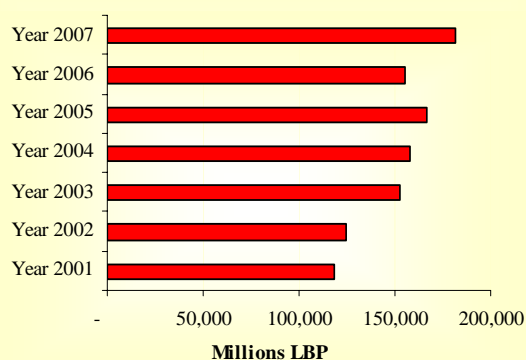
Graphs made by CAS based on CSF (2006-2007) data

Hospitalisation statistics in 2006 and 2007

Item	2006	2007	% of Change 2007/2006
Beneficiaries	252,739	223,728	(11.5)
Patients	27,095	31,387	15.8
Hospitalisation days	76,862	70,802	(7.9)
Due value in million LBP	40,302	47,510	17.9
Daily cost in LBP	595,423	685,156	15.1%
Cost by patient in LBP	7,893,710	1,545,536	3.9

Table made by CAS based on based on CSF (2006-2007) data

Paid contributions



Graphs made by CAS based on CSF (2006-2007) data

Demands and sums in millions of social contributions in 2006 and 2007

Year	Education		Marriage		Birth		Death	
	Demands	Value	Demands	Value	Demands	Value	Demands	Value
2006	22,485	60,777	526	792	1,482	626	1,612	5,967
2007	24,279	68,564	523	845	1,515	618	1,661	6,520
% of Change 2007/2006	8.0	12.8	(0.6)	6.7	2.2	(1.2)	3.0	8.8

Table made by CAS based on based on CSF (2006-2007) data

Data Sources:

- Social Security National Fund (2005-2006).
- Civil Servants Fund (2006-2007).