

CHAPTER 11 – HEALTH

Health deals with the statistics provided by the Hospitals Syndicate in Lebanon, the Pharmacist Order in Lebanon and the Order of Nurses in Lebanon.

1 Private hospitals of short and medium stay

There are 138 hospitals of short and medium stay containing 9 768 beds. Matn is ranked first because it contains 29 hospitals (21.0%) and 2 319 beds (23.7%).

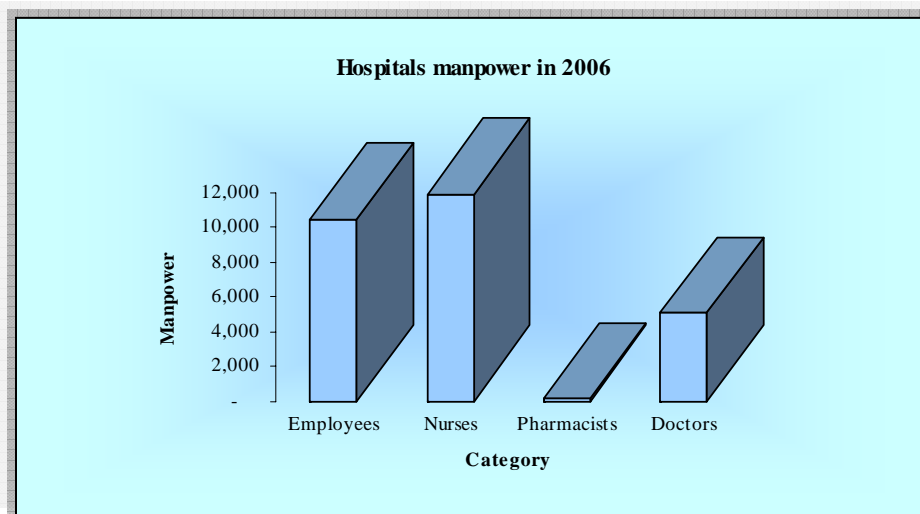
Table number 32 – Distribution of hospitals and beds in 2006

Region	Hospital	Beds
Beirut	21	1,912
Matn	29	2,319
Kesrouan/Jbeil	8	635
Chouf/Aley	13	539
Bekaa	24	1,440
North Lebanon	21	1,384
South Lebanon	22	1,539
Lebanon	138	9,768

Source: Hospitals Syndicate in Lebanon (2006)

These hospitals recruit 27 534 people distributed among 10 417 employees (38.7%), 11 848 nurses (43.0%), 5 072 doctors (18.4%) and 197 pharmacists (0.7%) (Hospitals Syndicate in Lebanon, 2006).

Graph number 67 – Hospitals manpower distribution in 2006

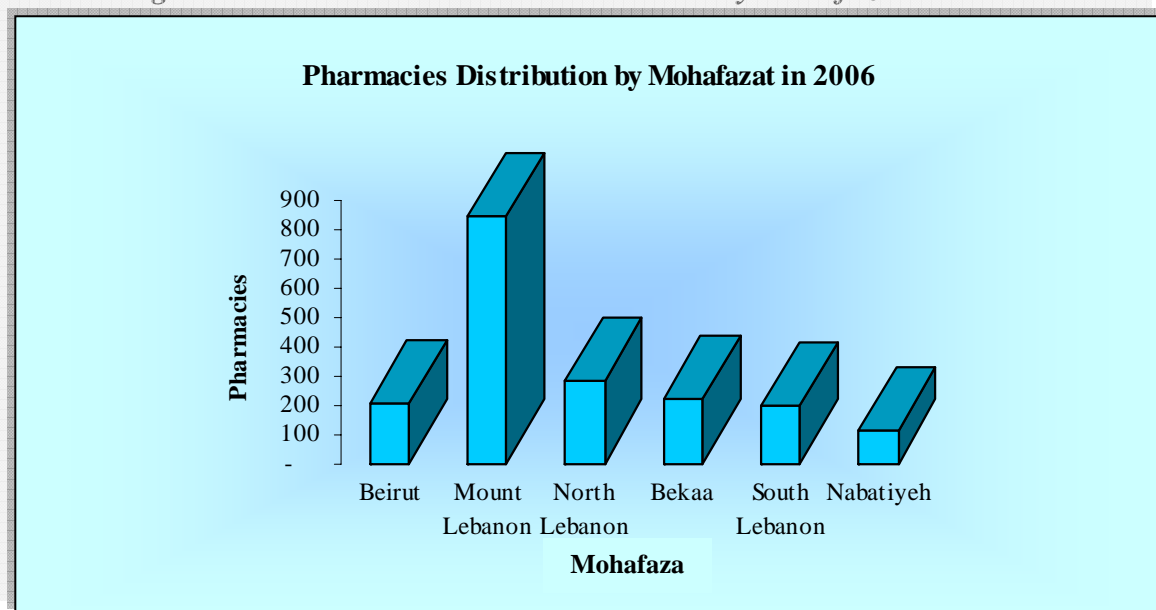


Source: Hospitals Syndicate in Lebanon (2006)

2 Pharmacists and pharmacies in Lebanon

109 pharmacies opened between January and December 2006. Therefore, the number of pharmacies is equal to 1 849. 222 new pharmacists are also registered. Therefore, the number of pharmacists is equal to 4 448 of whom 57.7% are females and 42.3% are males.

Figure number 68 – Pharmacies distribution by Mohafaza in 2006

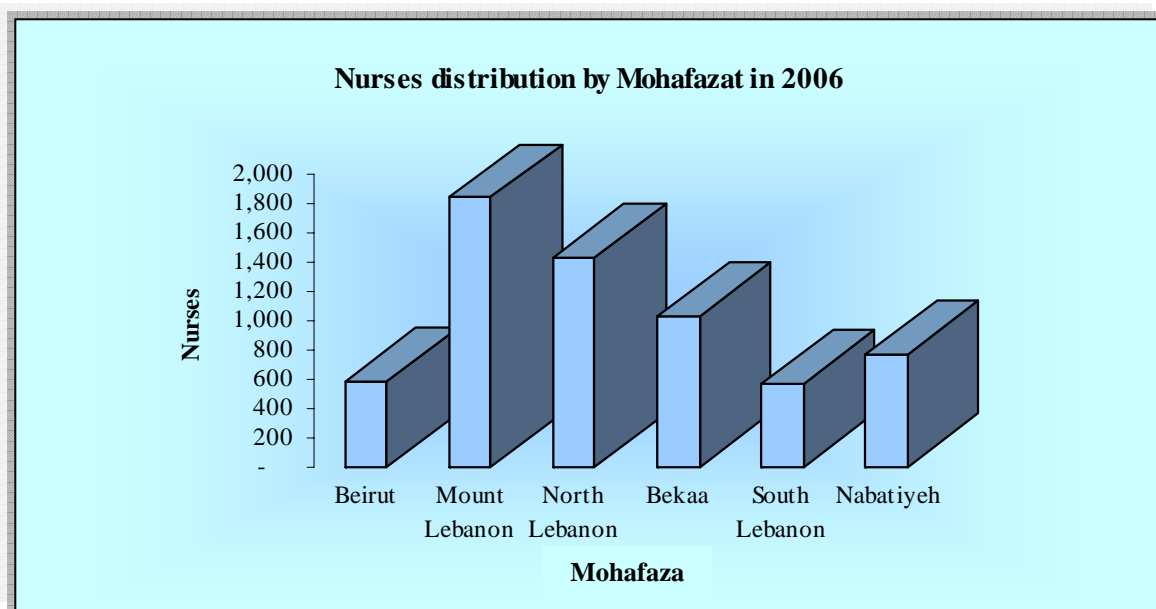


Source: Pharmacists Order in Lebanon (2006)

3 Nurses

There are 6 231 pharmacists in 2006 of whom 84.9% are females and 15.1% are males. 529 new nurses are registered in between January and December 2006. The peak of female nurses equal to 1 677 (26.9%) is registered in Monut-Lebanon. The peak of male nurses equal to 207 (3.3%) is registered in Nabatiyeh. The peak of both male and female nurses equal to 1 838 (29.5%) is registered in Mount-Lebanon (Order of Nurses in Lebanon, 2006).

Graph number 69 –Nurses distribution by Mohafaza in 2006



Source: Order of Nurses in Lebanon (2006)